

## ENERGY ASPECTS OF THE SI ENGINE LOAD ADJUSTMENT BY EARLY CLOSING OF INLET OR EXHAUST VALVE

Zbigniew Żmudka, Stefan Postrzednik, Grzegorz Przybyła

Silesian University of Technology, Institute of Thermal Technology  
Konarskiego 18, 44-100 Gliwice, Poland  
tel.: +48 32 2372026, fax: +48 32 2372872  
e-mail: zbigniew.zmudka@polsl.pl

### Abstract

The theoretical analysis of the SI engine load adjustment has been presented. The load especially in SI engine is highly dependent on the process of charge exchange. This process has significant impact on the effectiveness of an engine work because it is connected with the necessity of overcoming the flow resistance, then with the necessity of doing a work, so-called the charge exchange work. The flow resistance caused by throttling valve is especially high during part load operation. The open theoretical cycle has been assumed as a model of processes proceeding in the engine. Using fully variable inlet and exhaust valves timing the cycle can be realized e.g. according to two systems: system with early inlet valve closing (EIVC) and system with early exhaust valve closing (EEVC). Both systems have been analysed individually and comparatively with the open Seiliger-Sabathe cycle, which is theoretical cycle for the classical throttle governing of an engine load. Benefits resulting from application of the systems with independent inlet and exhaust valves control have been assessed on the basis of the selected parameters: a fuel dose, a cycle work, a charge exchange work and a cycle efficiency. The use of the analysed systems to governing of the SI engine load will enable to eliminate a throttling valve from inlet system and reduce the charge exchange work, especially within the range of part load operation. Decrease of the charge exchange work leads to increase of the internal and effective works, which results in increase of the effective efficiency of the spark ignition engine. Additionally, the EEVC enables realization of the internal EGR.

**Keywords:** spark-ignition engine, engine load, variable valve actuation, early valve closing, open theoretical cycle

### 1. Introduction

A timing gear system is a mechanism, which controls charge exchange process in an internal combustion engine. Whereas a throttle is a constructional element which is used to governing of the filling ratio in the spark ignition engine. The throttle causes increase of the charge exchange work especially for partial load of an engine that is connected with a method of the load control. Quantity governing with the aid of the throttle, installed in an intake system, is disadvantageous especially from thermodynamic point of view because throttling generates losses of energy [3, 16].

The use of the independent inlet or exhaust valves actuation has been proposed in order to increase of the efficiency of the open, ideal cycle as well as effective efficiency and effective power of the spark-ignition engine [4, 5, 6]. Theoretical research of the systems with early inlet valve closing (EIVC) and early exhaust valve closing (EEVC) has been carried out. These systems enable elimination of the choke valve from an intake system of SI engine. The open Seiliger-Sabathe cycle is the reference cycle for an assessment of advantages and effectiveness of work gaining in consequence of application of the analysed systems.

Many engine concerns persistently work on the fully variable valve control systems [1, 7]. Electromagnetic and electro-hydraulic valve actuation systems for a camless engine are the most advanced and promising [4, 10, 12, 13, 14]. FIAT is mass-producing the first fully variable intake valve train, which is based on electro-hydraulic valve drive [2, 8, 9]. The variable valve drive is one of the key technologies for fuel consumption reduction, low CO<sub>2</sub> emission and increase of the effective efficiency and torque especially in the lower speed range.

## 2. Basic characteristics of the analysed cycles

The open, theoretical cycle, presented in the Figure 1, has been assumed as the model of the processes proceeding in the SI engine with early inlet valve closing (EIVC). The open cycle takes into consideration a charge exchange process.

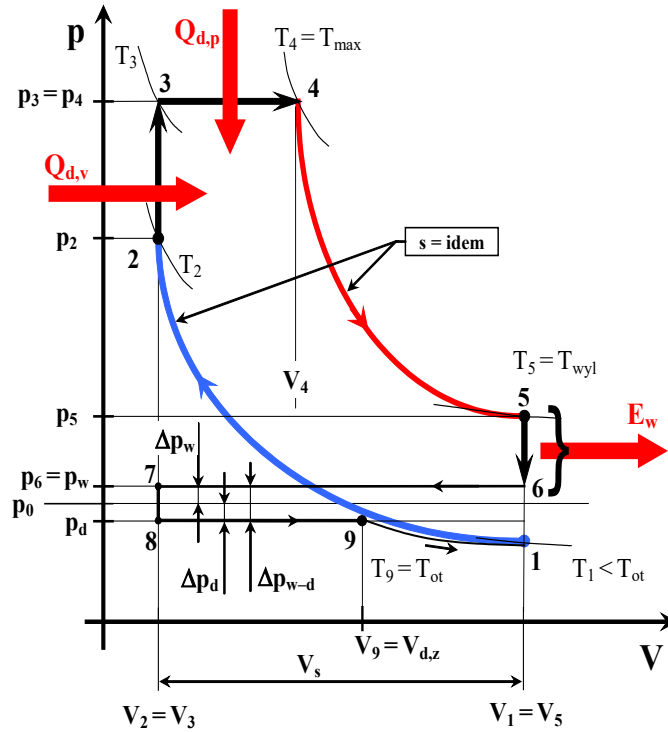


Fig. 1. The open, theoretical cycle of the system with early inlet valve closing (EIVC)

The volume  $V_9$  ( $V_{d,z}$ ) of a cylinder, at which an inlet valve closure occurs during filling stroke, is the control parameter of the engine load. The volume  $V_{d,z}$  can be expressed in relation to the minimum volume of the cylinder:

$$\varepsilon_d = \frac{V_{d,z}}{V_2}, \quad 1 < \varepsilon_d \leq \varepsilon \quad (1)$$

The open, theoretical cycle of a combustion engine with early exhaust valve closing (EEVC) is presented in the Figure 2. The EEVC system enables, among other things, realization of an internal exhaust gas recirculation. EGR ratio  $\alpha_r$  is defined by formula [9, 10]:

$$\alpha_r = \frac{m_{sr}}{m_1}, \quad 0 \leq \alpha_r < 1, \quad (2)$$

where:  $m_{sr}$  – mass of a recirculated exhaust gas,  $m_1$  – total mass of a charge.

The volume  $V_7$  ( $V_{w,z}$ ) of a cylinder, at which an exhaust valve closing occurring is the control parameter of the engine load. Simultaneously, this is parameter adjusting the mass of the recirculated exhaust gas  $m_{sr}$  and EGR ratio  $\alpha_r$ . The volume  $V_{w,z}$  can be divided by the minimal cylinder volume  $V_2$ , defining the compression ratio of the recirculated exhaust gas:

$$\varepsilon_{w,z} = \frac{V_{w,z}}{V_2}, \quad 1 \leq \varepsilon_{w,z} < \varepsilon. \quad (3)$$

$V_{d,o}$  is the volume of a cylinder at the moment of an intake valve opening. Therefore, this is start of the filling process (point 9).

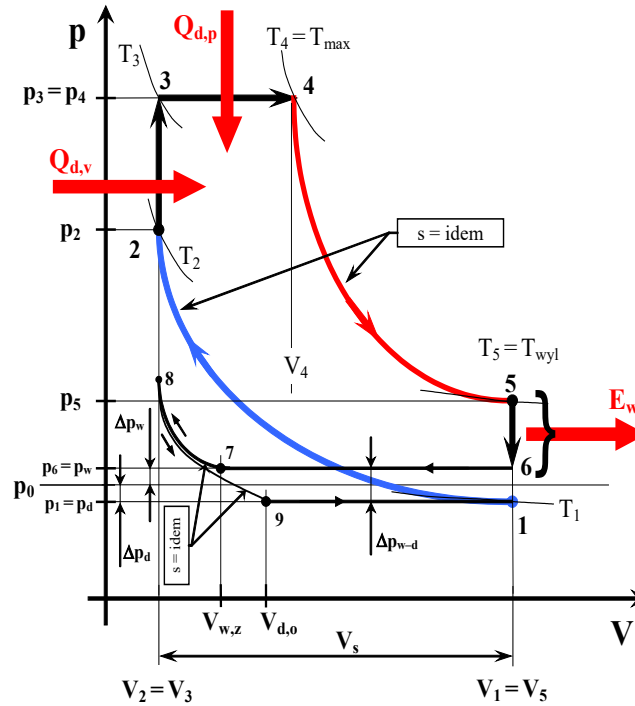


Fig. 2. Open, ideal cycle of the system with early exhaust valve closing (EEVC)

The pressure drop  $\Delta p_w$  determines the flow resistance in a exhaust system and the pressure drop  $\Delta p_d$  determines the flow resistances in an intake system. In the cycle analysis, the assumptions were made that the filling process starts in the point “9” and finishes in the point „1” (the Figure 2).

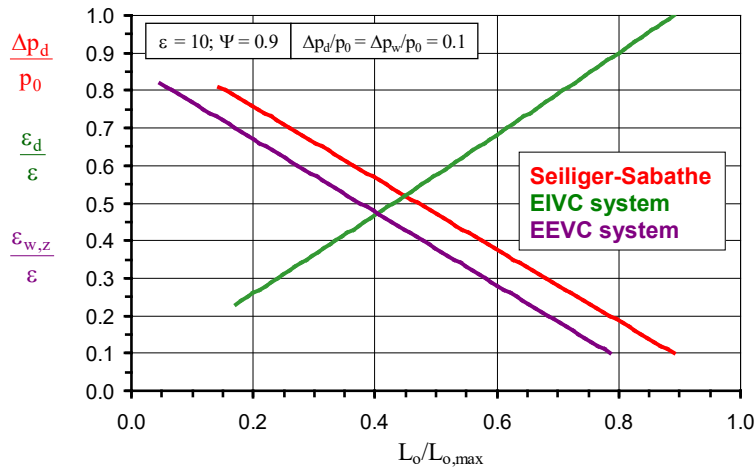


Fig. 3. Comparison of the control parameters of the analysed systems

The relative values of the control parameters (in relation to the total compression ratio  $\epsilon$ ) depending on the cycle work are presented in the Figure 3. Near-linear interdependence between the control parameters and the cycle work is favourable in respect of load governing.

### 3. Fuel dose

The fuel dose  $m_p$  depends on an engine load. The flow resistances in the inlet and exhaust systems are taken into consideration and assumptions are made that the temperature of the fresh charge is equal to the ambient temperature  $T_0$  and  $\lambda = idem$ . Then, the fuel mass  $m_p$  depending on the load control parameter for EIVC amounts to [21]:

$$m_p = m_{p,0} \left(1 - \frac{\Delta p_d}{p_0}\right) \frac{\varepsilon_d}{\varepsilon} \quad (4)$$

and for EEVC [19]:

$$m_p = m_{p,0} \left(1 - \frac{\Delta p_d}{p_0}\right) \frac{\varepsilon - \varepsilon_{w,z} \left(\frac{p_0 + \Delta p_w}{p_0 - \Delta p_d}\right)^{\frac{1}{\kappa}}}{\varepsilon - 1}, \quad (5)$$

where  $m_{p,0}$  is the fuel dose for the maximal mass of the fresh charge that is delivered into a cylinder. Therefore, a change of the engine load is achieved by the change of the fuel dose  $m_p$  and the compression ratios  $\varepsilon_d$  or  $\varepsilon_{w,z}$  are the principal control parameters of the engine load.

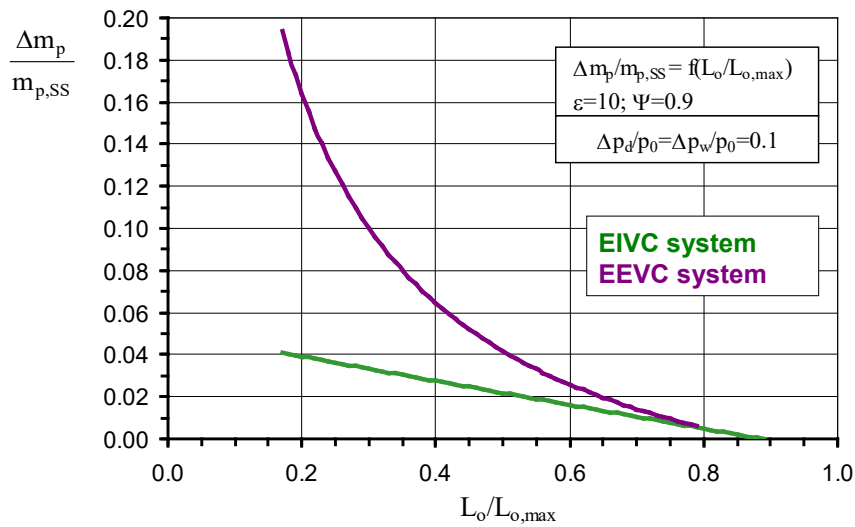


Fig. 4. Relative reduction of the fuel dose for the EIVC and EEVC systems compared with classic throttle governing system (Seiliger-Sabathe cycle)

Relative reduction of the fuel dose  $\Delta m_p/m_{p,SS}$  for the EIVC and EEVC, in comparison with the system with the classic, throttle governing (the open Seiliger-Sabathe cycle) is illustrated in the Figure 4. Decrease of the fuel dose has been found in the whole load range. Using the EIVC results in the fuel economy of up to about 4% for the lowest value of the engine load. For EEVC fuel economy reaches maximal value 19% at the low load and results first of all from considerable reduction of the charge exchange work at this operation range of an engine.

#### 4. Charge exchange work

The charge exchange work  $L_w$  of the cycles can be expressed as the sum of the component useful works. The specific charge exchange work  $L_w$  in relation to  $(p_1 V_1)$  is obtained inserting relations expressing the useful works of the individual processes. For EIVC it is expressed as [21]:

$$\frac{L_w}{p_1 V_1} = - \frac{\frac{\Delta p_w}{p_0} (\varepsilon - 1) + \frac{\Delta p_d}{p_0} (\varepsilon_d - 1)}{\varepsilon \left(1 - \frac{\Delta p_d}{p_0}\right)} \left(\frac{\varepsilon}{\varepsilon_d}\right)^{\kappa}, \quad (6)$$

and for EEVC [19]:

$$\frac{L_w}{p_1 V_1} = -\left(1 + \frac{\Delta p_{w-d}}{p_1}\right) \left(1 - \frac{\varepsilon_{w,z}}{\varepsilon}\right) + \frac{\varepsilon_{d,o}}{(\kappa-1)\varepsilon} \left[ \left(\frac{\varepsilon_{d,o}}{\varepsilon_{w,z}}\right)^{(\kappa-1)} - 1 \right] + \left(1 - \frac{\varepsilon_{d,o}}{\varepsilon}\right). \quad (7)$$

The index  $\mu$  of the relative charge exchange work is calculated by definition:

$$\mu = \frac{|L_w|}{L_o}, \quad (8)$$

as a ratio of the charge exchange work  $L_w$  to the cycle work  $L_o$ .

The open, ideal Seiliger-Sabathe cycle with generally applied, classic throttle governing of an engine load, being a model of the internal processes proceeding in the typical SI engine, is the reference cycle for evaluation of benefits and the work effectiveness of an engine in consequence of use of the system with early inlet or exhaust valve closing. Therefore, for comparison, characteristics of the specific charge exchange work  $L_w$  and the relative charge exchange work  $\mu$  for the EIVC, EEVC and the Seiliger-Sabathe cycle are together presented in the Figures 5 and 6 respectively. These works for EIVC and EEVC are much smaller in the entire load range except for full load.

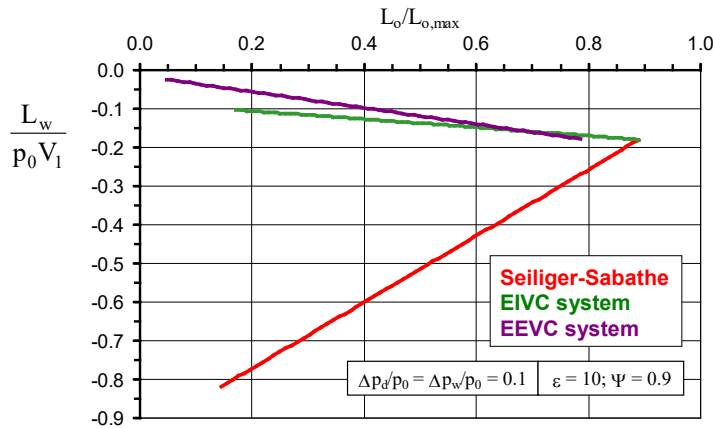


Fig. 5. Comparison of the charge exchange works for the EIVC, EEVC and Seiliger-Sabathe cycle

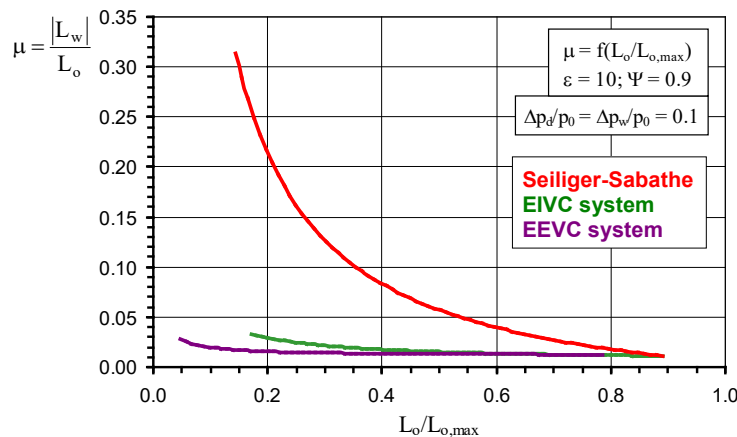


Fig. 6. Comparison of the relative charge exchange works  $\mu$  for the EIVC, EEVC and Seiliger-Sabathe cycle

Absolute value of the charge exchange work  $L_w$  both for EIVC and EEVC is considerably smaller than the charge exchange work for the classic throttle governing (Seiliger-Sabathe cycle) particularly within the range of low loads (the Figure 5). Reduction of this work for EIVC and EEVC results first of all from removing a throttle from an intake system of the spark ignition engine, keeping quantitative control of the load.

Magnitude of the charge exchange work for EIVC and EEVC reduces when the engine load decreases. This is especially advantageous characteristic feature of the analysed systems. Contrary, unfavourable situation is observed for the Seiliger-Sabathe cycle – considerable increase of the charge exchange work with decrease of load. This increase results from throttle backing and increase of flow resistance in the intake system.

For the EIVC and EEVC, the courses of the relative charge exchange works  $\mu$  are also formed favourably (the Figure 6). Their values do not exceed 3% in the whole range of the engine load. The reverse, unfavorable situation is observed for Seiliger-Sabathe cycle – the absolute value of the charge exchange work significantly increases with a decrease of the load and the value of the relative charge exchange work exceeds 30%.

### 5. Energy efficiency of the cycles

Efficiency of the ideal cycle is defined as a ratio of the cycle work  $L_o$  to the supplied heat  $Q_d$ :

$$\eta_o = \frac{L_o}{Q_d}. \quad (9)$$

The efficiency  $\eta_o$  is significant parameter, which enables assessment of the cycle in the energy aspect. Comparison of the cycle energy efficiencies for the analysed systems and for the open Seiliger-Sabathe cycle depending on the cycle works is presented in the Figure 7.

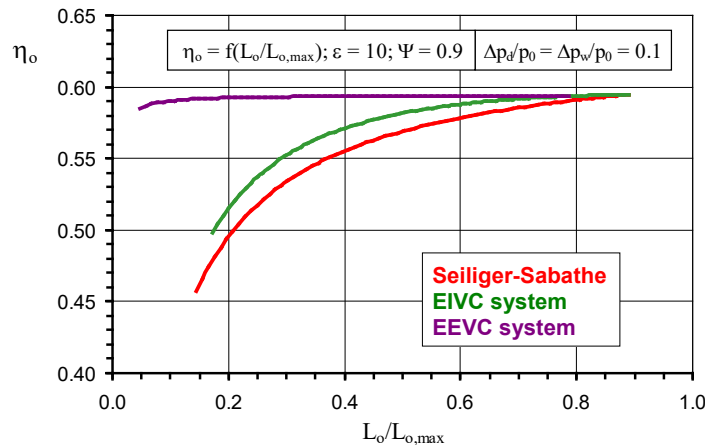


Fig. 7. Comparison of cycle efficiencies  $\eta_o$  for the EIVC, EEVC and Seiliger-Sabathe's cycle

The energy efficiency of the EIVC cycle is higher by 2 percentage points than the efficiency of the open Seiliger-Sabathe cycle almost in the entire load range. However, the cycle efficiency  $\eta_o$  for EEVC is considerably higher (about 10 percentage points) than the efficiency of the Seiliger-Sabathe cycle particularly within the range of low loads. Increase of a cycle efficiency  $\eta_o$  leads directly to increase of an effective energy efficiency of an engine.

### 6. Parameters of the internal exhaust gas recirculation for EEVC

The principal parameter characterizing internal EGR process is the ratio of recirculation  $\alpha_r$  – definition (2). This ratio can be expressed depending on the control parameter  $\varepsilon_{w,z}$  of the load [19]:

$$\alpha_r = \frac{1 + \frac{\Delta p_w}{p_0}}{1 - \frac{\Delta p_d}{p_0}} \frac{\varepsilon_{w,z}}{\varepsilon} \frac{\varphi^{-\kappa}}{\gamma} \frac{M_{sr}}{M_1}, \quad (10)$$

where  $\varphi$  and  $\gamma$  are load parameters [16]. The EGR ratio  $\alpha_r$  for the EEVC system is presented in the Figures 8.

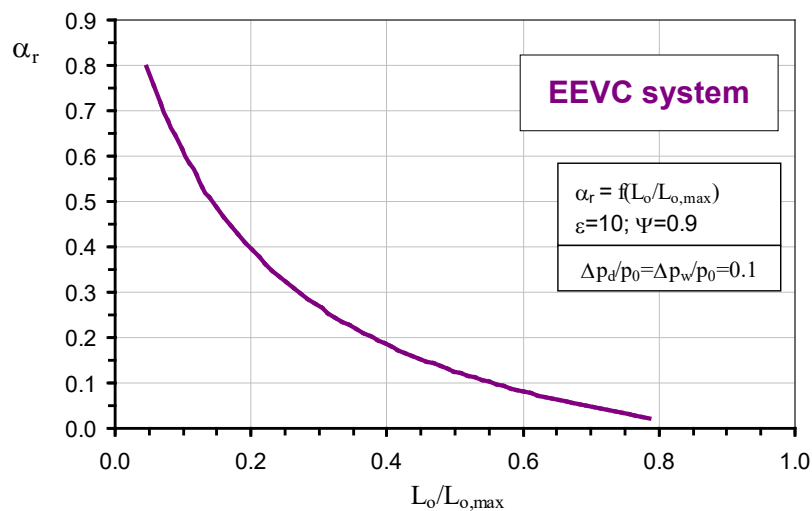


Fig. 8. Ratio of exhaust gas recirculation  $\alpha_r$  for the EEVC system versus cycle work

The values of the EGR ratio  $\alpha_r$  (up to 80%) within the range of the lowest engine load are too high for the sake of reliability of an ignition and regularity of fuel combustion process. Thus, the EGR ratio must be decreased in this operation range of the real engine. Acceptable, maximal values of the EGR ratio can be determined only experimentally.

## 7. Conclusion

Presented systems with early inlet valve closing (EIVC) and early exhaust valve closing (EEVC) are two of several possibilities of application of the fully independent valve control [11, 15, 16, 17, 18, 20]. Generally, the use of the fully variable valve actuation systems to governing of engine load enables to eliminate a throttling valve from intake system of spark ignition engine and reduce the charge exchange work, especially within the range of partial load. The decrease of the charge exchange work leads to increase of the internal and effective works, which results in increase of the engine effective efficiency. The charge exchange work for EIVC and EEVC is about eight times smaller than the charge exchange work for the classic throttle governing (Seiliger-Sabathe cycle) within the range of the lowest loads. This work is reduced when the engine load decreases that is especially advantageous characteristic feature of both the EIVC and EEVC. At all conditions except full load, effective energy efficiency for EIVC and EEVC is higher than for the Seiliger-Sabathe cycle. The consequence of increased efficiency is reduction of fuel consumption.

There is also additional ecological aspect of the EEVC application. The system provides an internal exhaust gas recirculation that leads to temperature and  $\text{NO}_x$  emission decrease.

Both system offers a high level of variability of the valve lift curves. The variability of valve trains is an important component of internal combustion engine technology of the future, and will assist in fulfilling strict current and future legal requirements regarding emissions and fuel consumption.

## Acknowledgements

This scientific work was supported by Faculty of Power and Environmental Engineering of the Silesian University of Technology within the statutory research.

## References

- [1] Begg, S. M., Hindle, M. P., Cowell, T., Heikal, M. R., *Low intake valve lift in a port fuel-injected engine*, Energy 2009, 34, 2042-2050.
- [2] Bernard, L., Ferrari, A., Micelli, D., Perotto, A., Rinolfi, R., *Elektrohydraulische Ventilsteuerung mit dem „MultiAir“-Verfahren*, MTZ, 12, 2009.
- [3] Clenci, A. C., Iorga-Siman, V., Deligant, M., Podevin, P., Descombes, G., Niculescu, R., *A CFD (computational fluid dynamics) study on the effects of operating an engine with low intake valve lift at idle corresponding speed*, Energy 2014, 71, 202-217.
- [4] Cope, D., Wright, A., Corcoran, C., Pasch, K., *Fully flexible electromagnetic valve actuator: design, modeling, and measurements*, SAE Technical Paper, No. 2008-01-1350, 2008.
- [5] Flierl, R., Gollasch, D., Knecht, A., Hannibal, W., *Improvements to a four-cylinder gasoline engine through the fully variable valve lift and timing system UniValve*, SAE Technical Paper, No. 2009-36-0081, 2009.
- [6] Franca, O. M., *Impact of the Miller cycle in the efficiency of an FVVT engine during part load operation*, SAE Technical Paper, No. 2009-36-0081, 2009.
- [7] Gonca, G., Sahin, B., Ust, Y., *Performance maps for an air-standard irreversible Dual-Miller cycle (DMC) with late inlet valve closing (LIVC) version*. Energy 2013, 54, 285-290.
- [8] Haas, M., *UniAir – the first fully-variable, electro-hydraulic valve control system*, 9th Schaeffler Symposium Book, 2010.
- [9] Haas, M., Rauch, M., *Electro-hydraulic fully variable valve train system*, ATZ autotechnology, 02, Vol. 10, 2010.
- [10] Haskara, I., *Control of an electro-mechanical valve actuator for a camless engine*, International Journal of Robust Control, 2009.
- [11] Jia, M., Li, Y., Xie, M., Wang T., *Numerical evaluation of the potential of late intake valve closing strategy for diesel PCCI (premixed charge compression ignition) engine in a wide speed and load range*, Energy 2013, 51, 203-215.
- [12] Picron, V., Postel, Y., Nicot, E., Durrieu, D., *Electro-magnetic valve actuation system: first steps toward mass production*, SAE Technical Paper No. 2008-01-1360, 2008.
- [13] Schröder, C., *Ein neues elektromechanisches Ventiltriebssystem von Valeo*, MTZ 03, 2007.
- [14] Sugimoto, C., Sakai, H., Umemoto, A., Shimizu, Y., *Study on variable valve timing system using electromagnetic mechanism*, SAE Technical Paper, No. 2004-01-1869, 2004.
- [15] Zammit J.P., McGhee M.J., Shayler P.J., Lawa T., Pegg I., *The effects of early inlet valve closing and cylinder disablement on fuel economy and emissions of a direct injection diesel engine*, Energy 2015, 79, 100-110.
- [16] Żmudka, Z., *Energy and ecological aspects of the charge exchange process improvement in an internal combustion engine*, Silesian University of Technology Publishing House, Gliwice 2010.
- [17] Żmudka, Z., Postrzednik, S., *Flow resistance in the engine inlet-exhaust system as affected by the engine parameters*, Combustion Engines 2009 1(136).
- [18] Żmudka, Z., Postrzednik, S., Przybyła, G., *Late intake valve closing as a way of the throttleless control of SI engine load*, Journal of KONES – Powertrain and Transport, 2012 19(1) 491-499.
- [19] Żmudka, Z., Postrzenik, S., Przybyła, G., *Charge exchange control in a SI engine by early exhaust valve closing*, Journal of KONES – Powertrain and Transport, 2013 20(1). 387-394.
- [20] Żmudka, Z., Postrzenik, S., Przybyła, G., *Realization of the Atkinson-Miller cycle in spark-ignition engine by means of the fully variable inlet valve control system*, Archives of Thermodynamics, 2014 35(3) 191-205.
- [21] Żmudka, Z., Postrzednik, S., Przybyła, G., *Throttleless control of SI engine load by fully flexible inlet valve actuation system*, Combustion Engines 2016 1(164).